




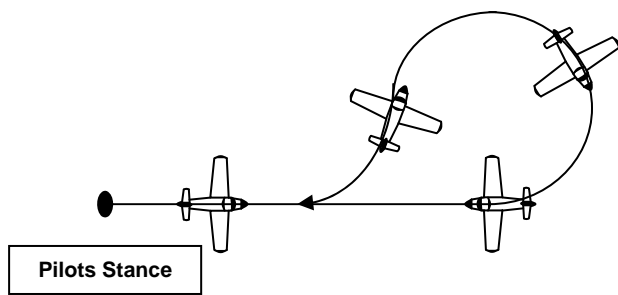


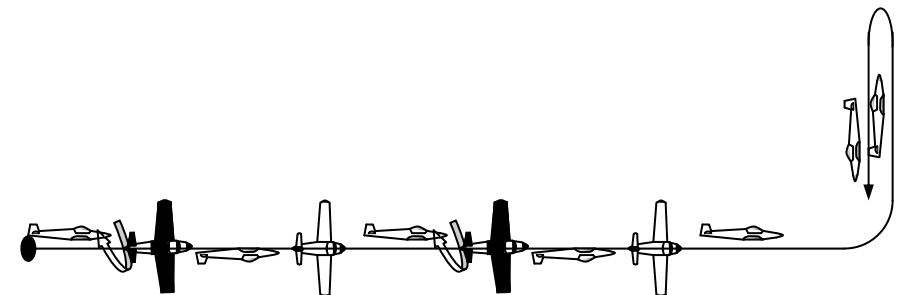
SAA Fixed Wing Power - Silver Schedule - Flight Components

KEY:- Start Point: ● End Point: → Upright:  Inverted:  Topside:  Underside:  Wind Direction: 

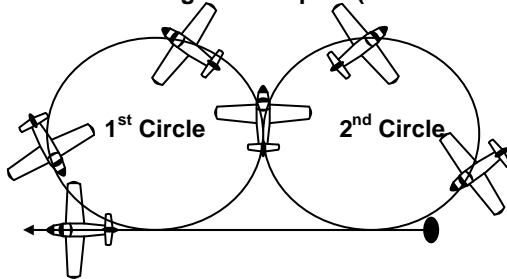
1. Take Off and Procedure Turn. (Horizontal Plane)



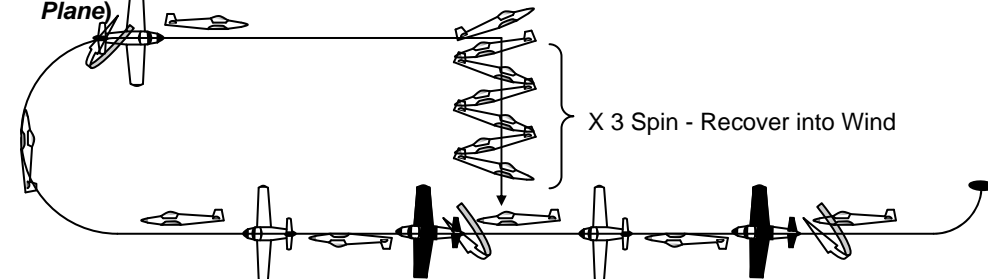
5. Two Consecutive Rolls, Stall Turn (Vertical Plane)



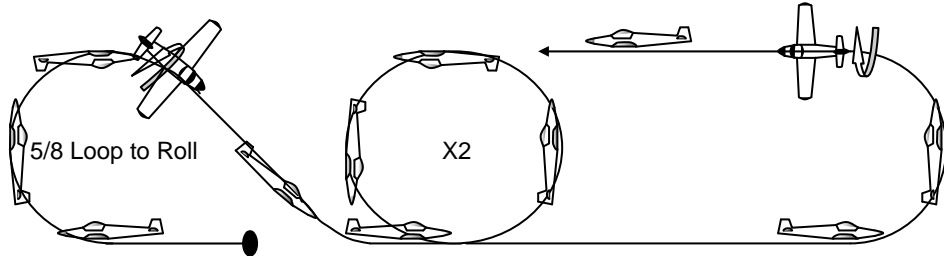
2. Figure Eight with crossover aligned with pilot (Horizontal Plane)



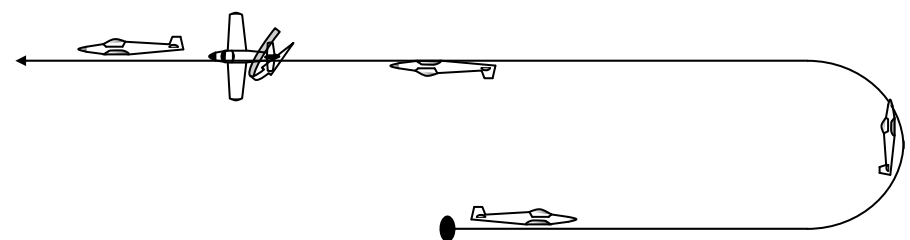
6. Two Consecutive Rolls (opposite hand), Immelman Turn, 3 Turn Spin. (Vertical Plane)



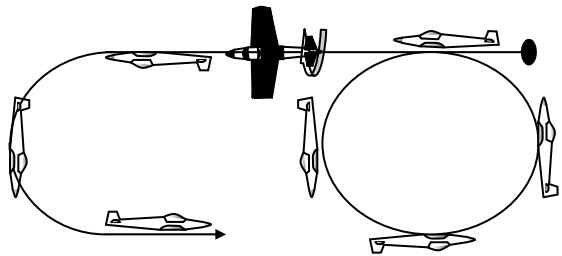
3. 1/2 Cuban 8 followed by TWO Inside Loops and Immelman Turn (Vertical Plane)



7. Half Loop and Inverted Pass before Rolling Upright (Vertical Plane)



4. Outside Loop, Split S (Vertical Plane)



8. Procedure Turn to Overshoot, Rectangular Circuit and Landing (Horizontal Plane)

